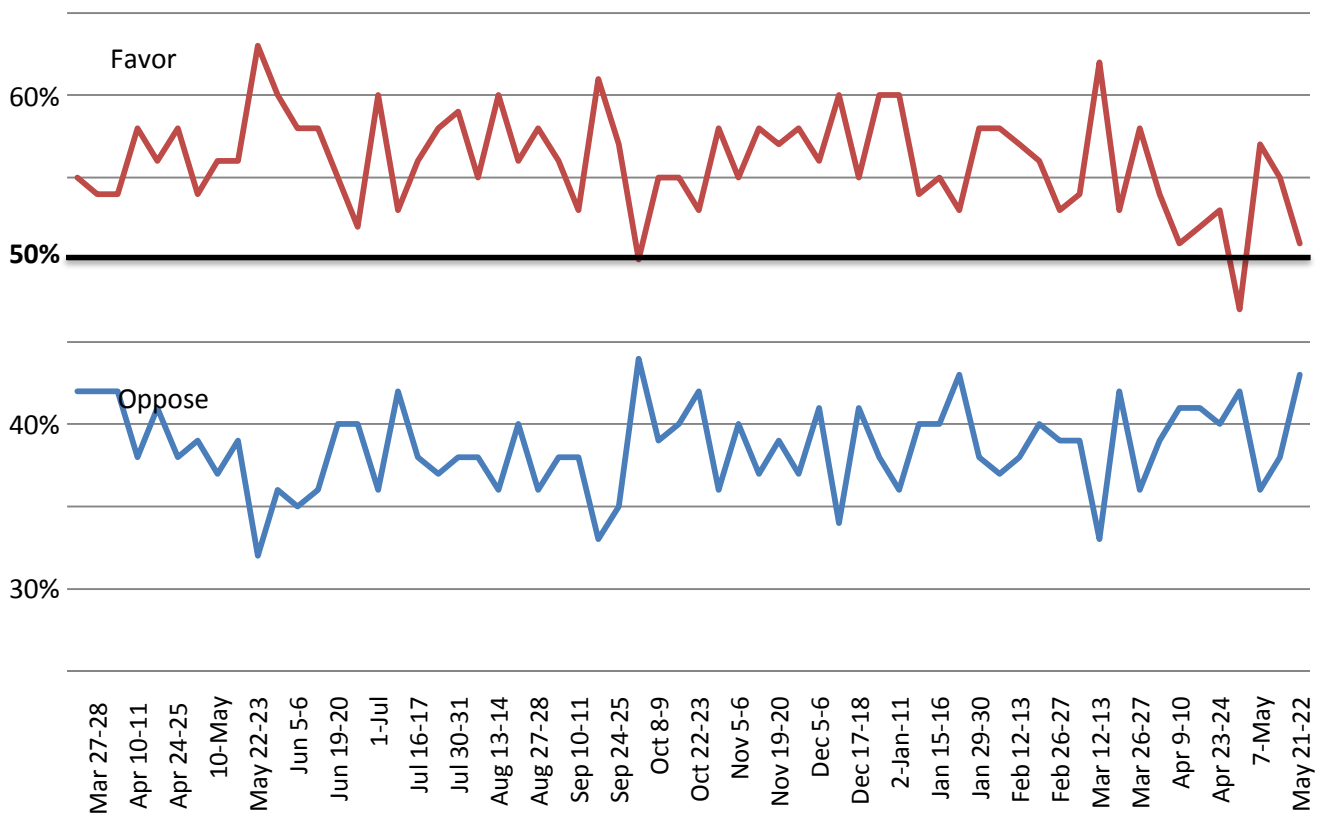


## Trends in Health Care Polling: A Report from IWF and IWV

- Americans remain divided about ObamaCare, but a majority of voters favor repeal.
- Confusion about the law is on the rise.
- Some provisions of the law are more popular than others. The individual mandate is least popular.
- Blacks and Hispanics are more likely to favor the law.

### Likely Voters: Repeal Over Time



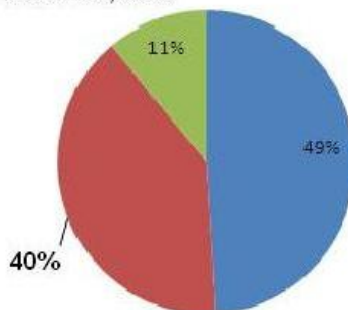
Source (above): Rasmussen Reports

### Gallup Polls:

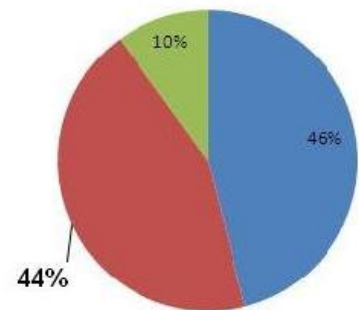
(right)

Do you think the health care law is a bad thing (red), a good thing (blue) or no opinion (green)?

March 22, 2010

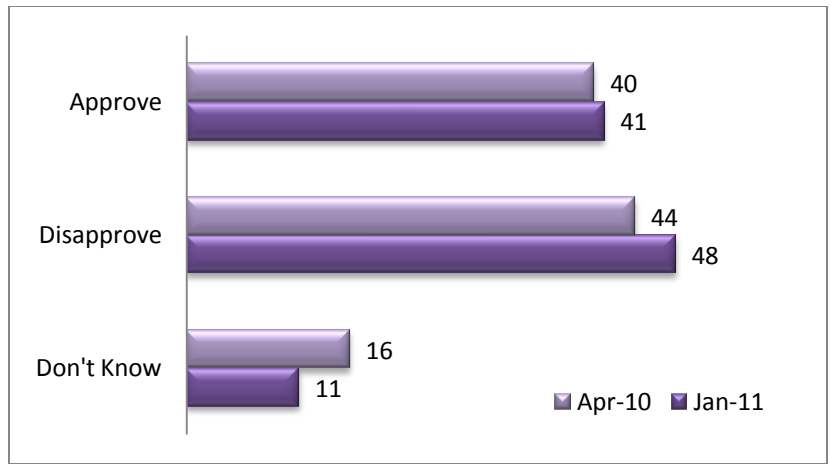


March 18-19, 2011

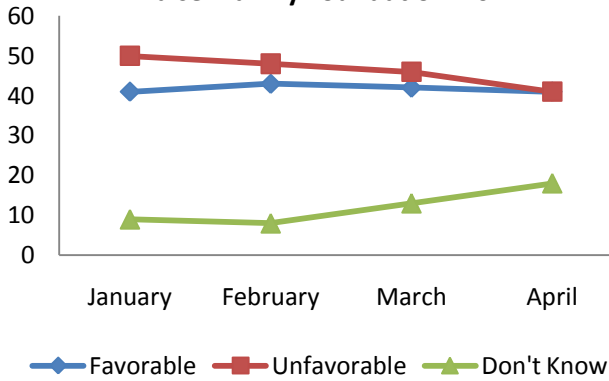


## Pew Research Center:

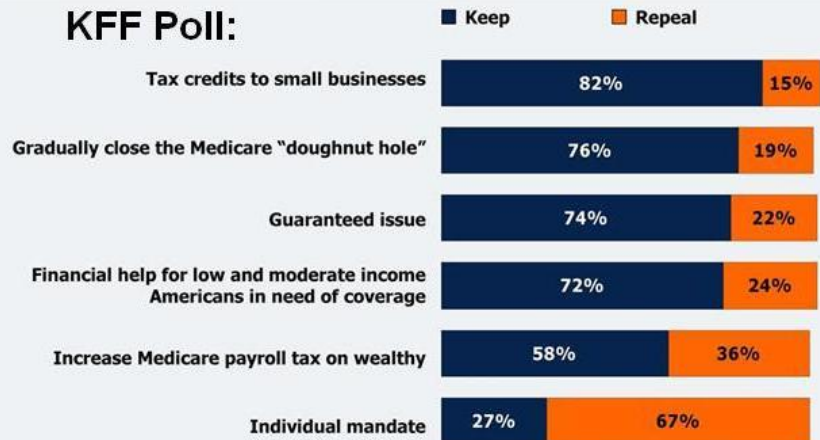
(right) From April 2010 to January 2011, the percent of people who approve held steady while the percent of people who disapprove grew (44% to 48%). The percent of people who didn't know decreased (16% to 11%). But data from the **Kaiser Family Foundation** (below) suggests the trend in 2011 is increasing confusion.



### Kaiser Family Foundation: 2011

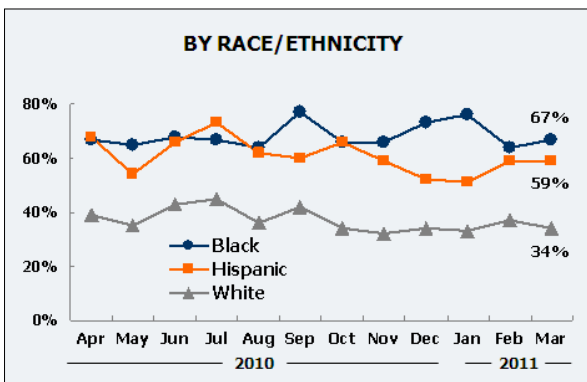


### KFF Poll:

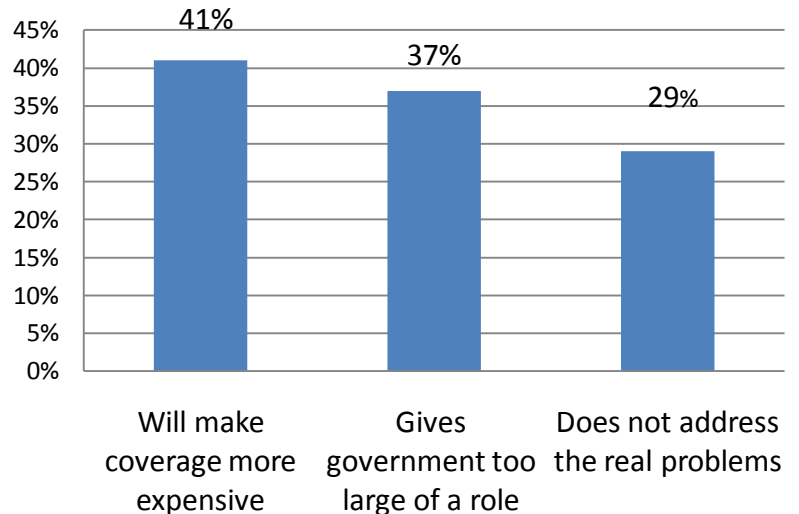


### Kaiser Family Foundation:

(below) Support for the law varies by race. The majority of Blacks (67%) and Hispanics (59%) favor the law. (Whites – 34%.)



### IWV Poll: Those who disapprove of the law do so because it...



To keep up with the latest news on health care, sign up at [www.SavingOurHealthCare.org](http://www.SavingOurHealthCare.org) to receive our daily email, The Daily Dose. Visit [www.HealthCareLawsuits.org](http://www.HealthCareLawsuits.org) for information on all legal challenges to ObamaCare. And be sure to sign The Repeal Pledge at [www.TheRepealPledge.com](http://www.TheRepealPledge.com) and tell your friends to do the same.

A Report from the Independent Women's Forum – [www.IWF.org](http://www.IWF.org). And Independent Women's Voice – [www.IWVoice.org](http://www.IWVoice.org).