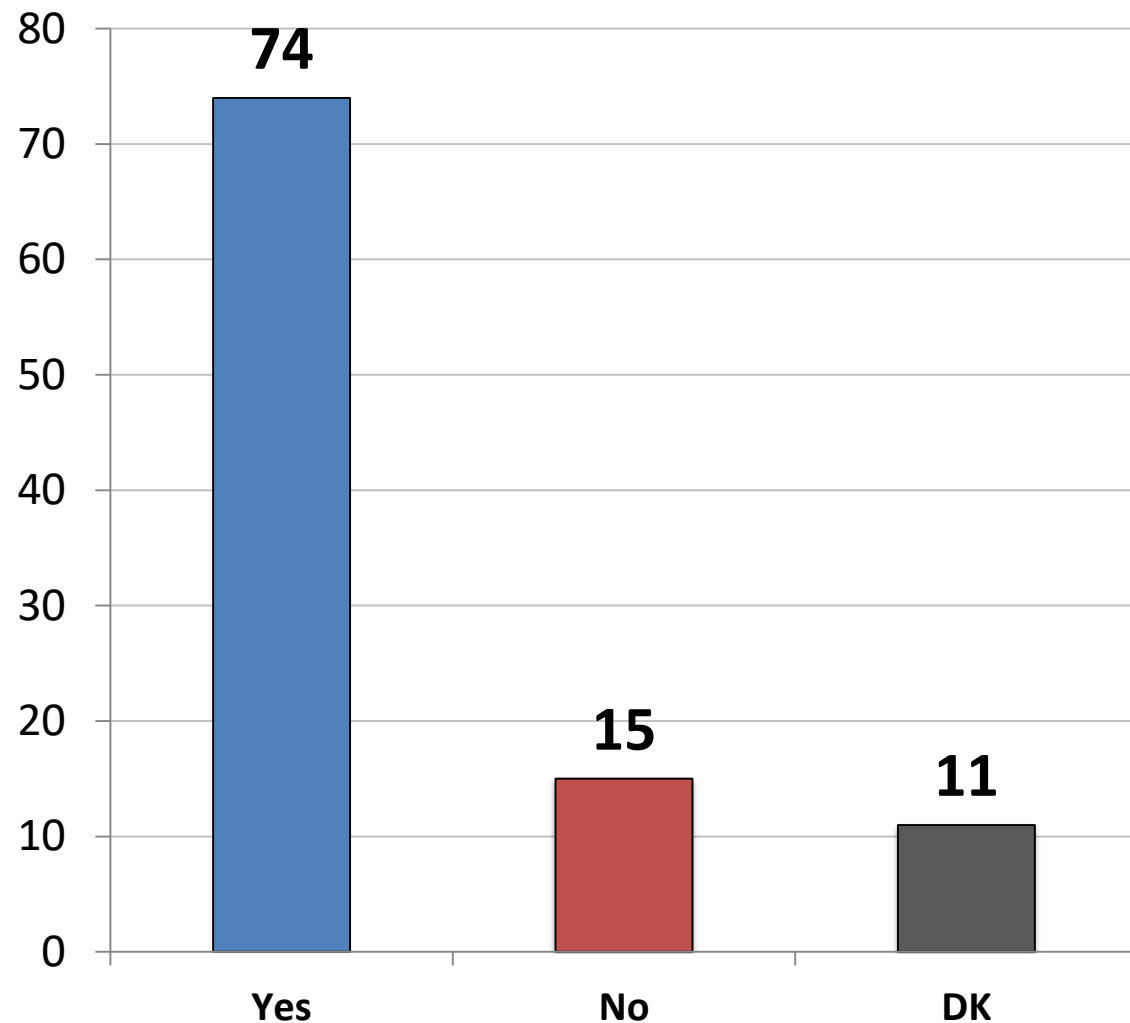
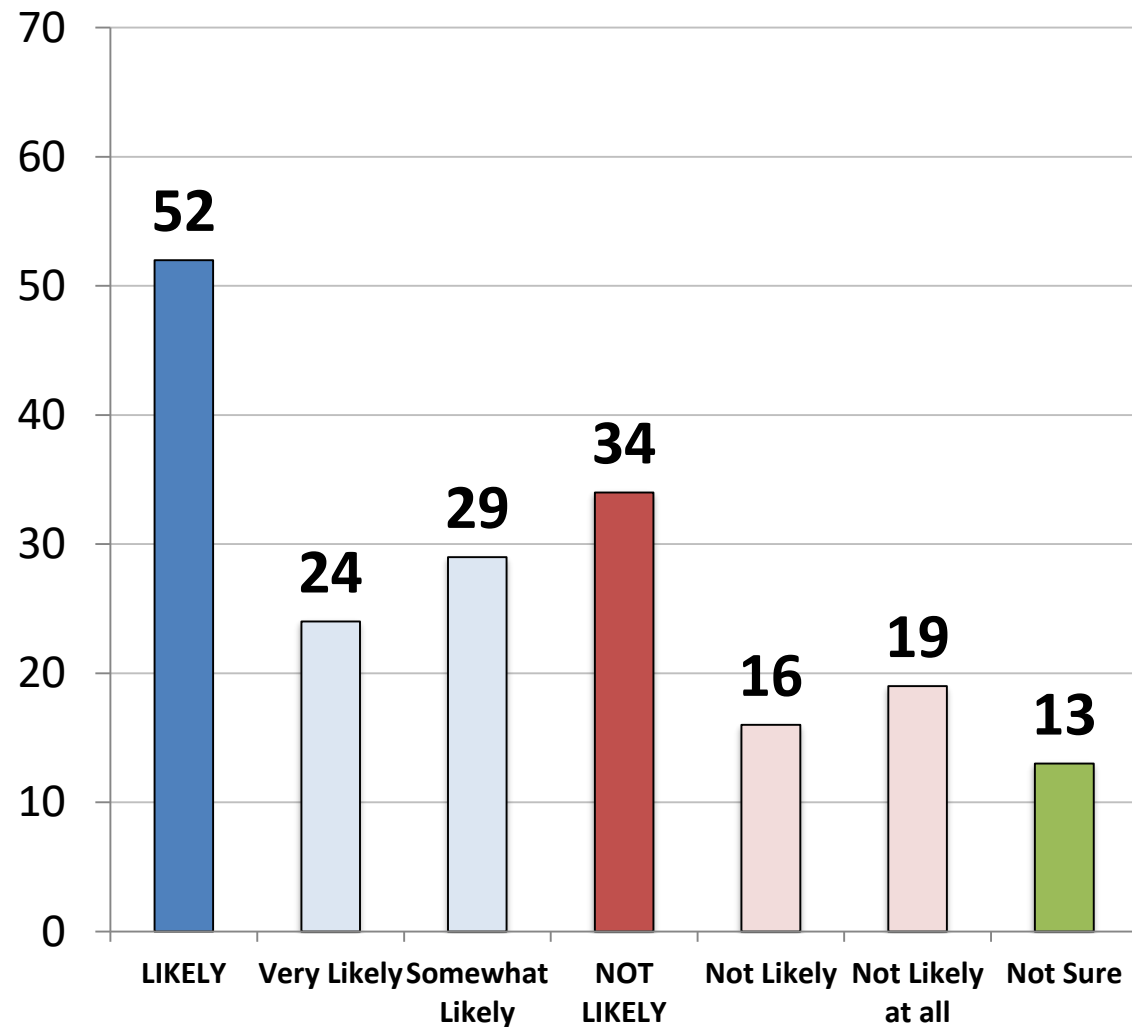


Do you think we need a plan that makes it affordable for all working parents to take time off after the birth or adoption of a baby?



	Yes	No
East	72	13
Midwest	73	15
South	75	15
West	74	15
Approve – Trump	68	19
Disapprove – Trump	79	11
Vote Cong. 2020 – GOP	69	20
Vote Cong. 2020 – DEM	82	9
Vote Cong. 2020 – UND	59	20
Republican	72	16
Democrat	81	10
Independent	68	19
Liberal	85	9
Moderate	72	17
Conservative	67	17
No College Degree	70	16
College Graduate	78	13
White	72	16
African- American	82	8
Hispanic	78	15
Under 55	77	14
Over 55	69	17
Married	77	14
Single	72	16
Men	69	20
Women	78	10

One solution is a new entitlement program for the government to provide paid leave nationally for new parents, making up for income lost when parents can't work because of a new baby. This program would be funded with a new payroll tax, that everyone would pay. What is the likelihood that you would support this plan with its new tax?



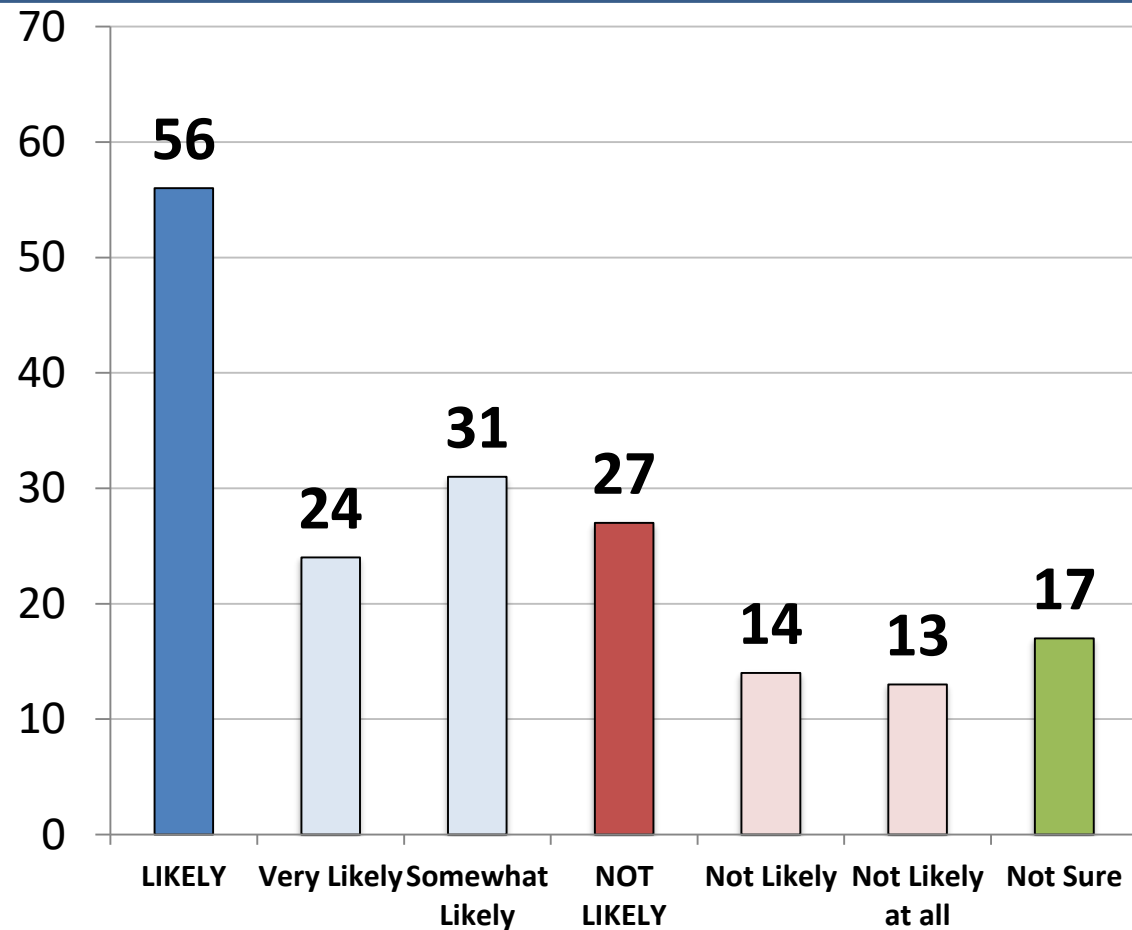
	Likely	Not Likely
East	51	31
Midwest	45	40
South	56	33
West	55	34
Approve – Trump	52	37
Disapprove – Trump	53	32
Vote Cong. 2020 – GOP	48	42
Vote Cong. 2020 – DEM	58	27
Vote Cong. 2020 – UND	43	31
Republican	49	41
Democrat	62	25
Independent	45	38
Liberal	68	21
Moderate	51	34
Conservative	41	46
No College Degree	49	35
College Graduate	57	34
White	48	39
African- American	63	23
Hispanic	66	22
Under 55	63	25
Over 55	37	49
Married	56	32
Single	53	33
Men	56	33
Women	49	36

If we create a national paid leave entitlement program, funded with a new payroll tax on everyone, would you be concerned about any of the following?

(ALLOWED MULTIPLE RESPONSES)

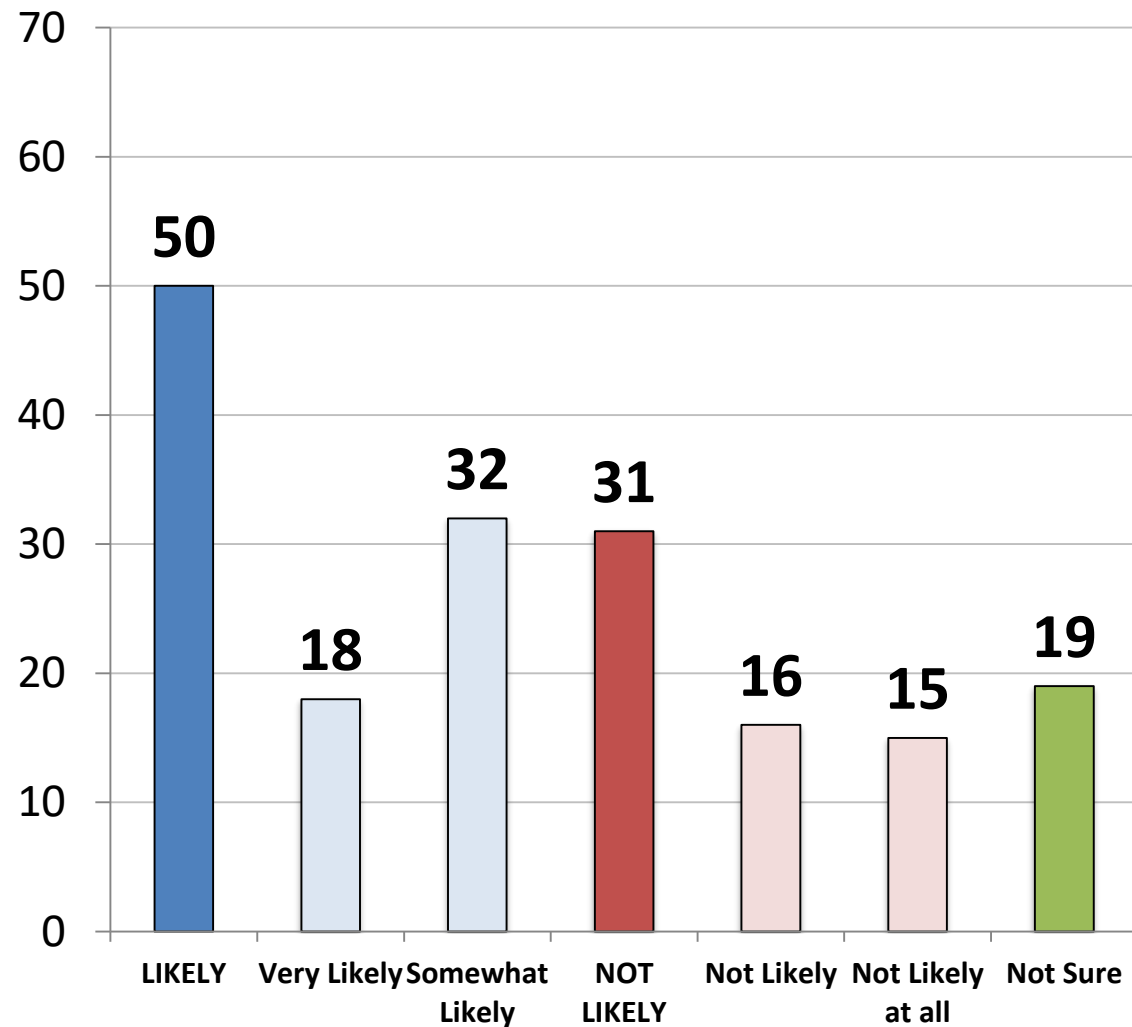
	<u>12/19</u>	<u>E</u>	<u>MW</u>	<u>S</u>	<u>W</u>	<u>Rep</u>	<u>Dem</u>	<u>Ind</u>	<u>Lib</u>	<u>Mod</u>	<u>Cons</u>	<u>App. DJT</u>	<u>Disap DJT</u>	<u>Men</u>	<u>Wo-men</u>	<u>White</u>	<u>AA</u>	<u>HIS</u>
People who will never benefit from the program will be required to pay a tax for it year after year	41	35	47	40	40	42	37	44	36	39	46	43	39	42	40	46	29	27
The new tax and entitlement program would be unfair to people without kids.	39	37	40	39	42	42	30	47	33	38	46	42	38	37	41	43	32	26
The new tax takes money away from people who need their money for other expenses	37	33	42	33	40	39	30	41	32	34	43	40	34	37	36	41	26	31
As with all entitlement programs, the amount they say it will cost will dramatically underestimate the real cost, leading to higher and higher taxes to pay for it	36	32	38	37	35	39	28	42	29	31	47	42	31	35	36	39	28	31
People might abuse the system and take leave benefits when they don't need it	33	24	37	32	35	38	24	36	26	31	39	37	29	37	29	35	22	31
Businesses will stop offering their own paid leave time for their workers	32	34	34	29	36	32	29	37	33	30	34	32	33	30	34	33	34	27
Not Concerned	17	20	16	18	15	12	22	18	21	19	12	13	21	16	18	16	22	21

Another possible new program is called earned leave. It would give workers the option to receive an early pre- payment from their own Social Security account to make up for income lost when they can't work because of a new baby. There would be no new tax on anyone. Instead the worker would pay it back by simply delaying by a few months when they start getting their own Social Security - long enough to cover not only their own pre-payments but also those of anyone who drops out of the Social Security pool. There would be no change to the solvency of Social Security, nor would it affect anyone else's retirement benefits. What is likelihood that you would support this plan?



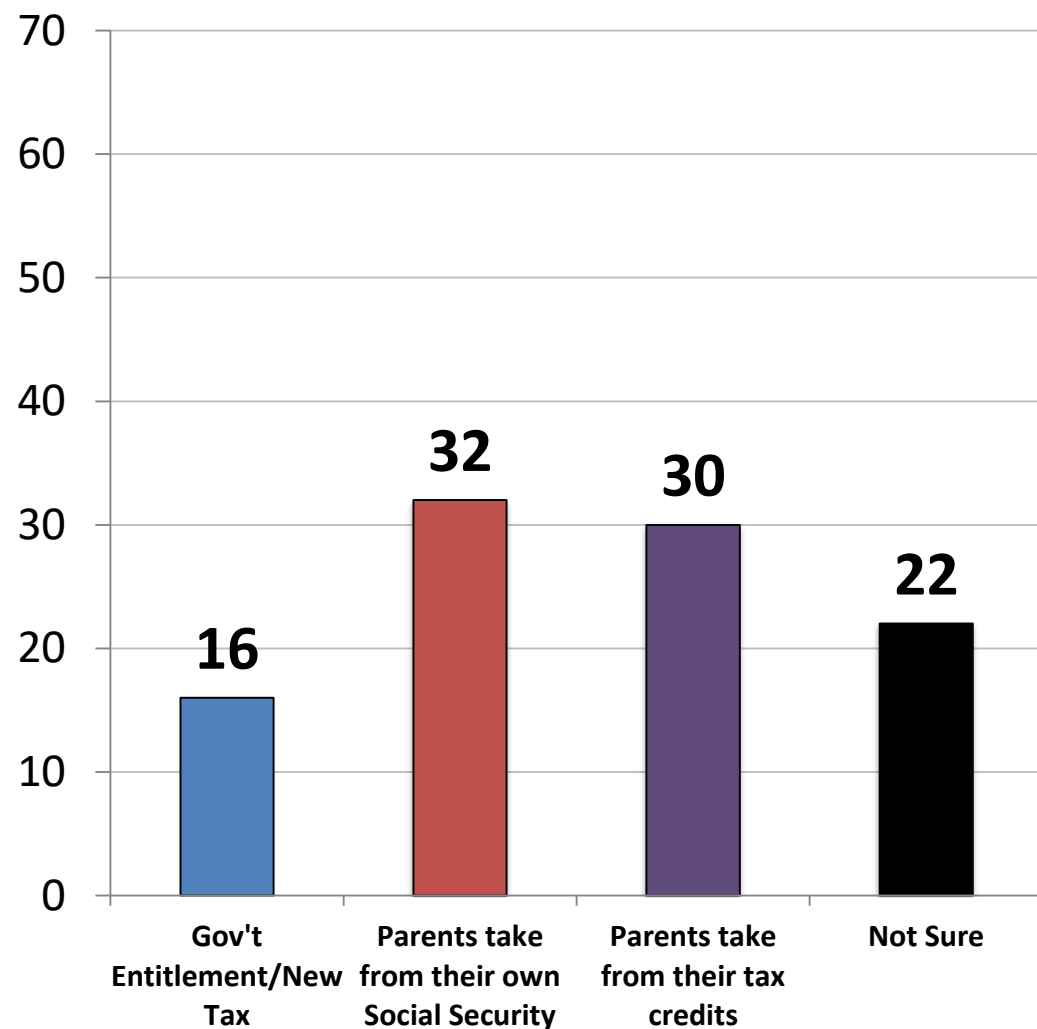
	Likely	Not Likely
East	54	31
Midwest	54	25
South	58	26
West	56	28
Approve – Trump	65	22
Disapprove – Trump	48	32
Vote Cong. 2020 – GOP	63	24
Vote Cong. 2020 – DEM	52	29
Vote Cong. 2020 – UND	38	38
Republican	62	22
Democrat	54	30
Independent	50	29
Liberal	58	26
Moderate	53	29
Conservative	56	26
No College Degree	54	28
College Graduate	58	26
White	56	27
African- American	54	32
Hispanic	59	23
Under 55	61	23
Over 55	48	34
Married	59	27
Single	54	26
Men	61	28
Women	51	27

Some propose a new program that would give workers the option to receive an advance payment from their own future child tax credits to make up for income lost because they can't work because of a new baby. This would be instead of a new tax on everyone. The workers would have to pay it back through reduced future tax credits (or higher taxes if they don't have a tax credit). Under this approach there would be no new costs for taxpayers. What is the likelihood that you would support this plan?



	Likely	Not Likely
East	49	29
Midwest	44	34
South	52	31
West	54	31
Approve – Trump	56	28
Disapprove – Trump	45	34
Vote Cong. 2020 – GOP	56	29
Vote Cong. 2020 – DEM	49	30
Vote Cong. 2020 – UND	25	46
Republican	58	26
Democrat	50	32
Independent	41	35
Liberal	56	27
Moderate	45	34
Conservative	51	31
No College Degree	50	30
College Graduate	50	32
White	49	32
African- American	52	29
Hispanic	59	28
Under 55	55	29
Over 55	43	34
Married	52	31
Single	50	30
Men	56	31
Women	45	32

Having heard the three plans being suggested, which would you MOST prefer?



	Gov't Ent.	Soc. Sec	From Tax Cred
East	14	37	26
Midwest	18	34	24
South	15	30	33
West	15	31	36
Approve – Trump	16	36	28
Disapprove – Trump	15	30	33
Vote Cong. 2020 – GOP	15	37	30
Vote Cong. 2020 – DEM	17	31	30
Vote Cong. 2020 – UND	11	17	32
Republican	18	33	29
Democrat	18	31	29
Independent	9	33	33
Liberal	29	31	26
Moderate	11	33	33
Conservative	10	34	32
No College Degree	13	31	33
College Graduate	18	34	28
White	14	35	30
African- American	13	25	39
Hispanic	23	30	27
Under 55	20	35	27
Over 55	9	29	36
Married	19	31	29
Single	16	35	28
Men	18	33	29
Women	13	32	31

2020 Likely General Election Voter Profile

n= 1,000

<u>Party</u>	<u>Total</u>	<u>Age</u>	<u>Total</u>	<u>Region</u>	<u>TOTAL</u>
Republican	33	18-29	19	East	18
Democrat	36	30-40	19	Midwest	23
Independent	31	41-55	23	South	38
<u>Ideology</u>		56-65	19	West	21
Liberal	29	Over 65	20	<u>Area</u>	
Moderate	36	<u>Race</u>		Urban	30
Conservative	35	White	70	Suburban	46
<u>Voting Behavior</u>		African American	13	Rural	24
Definitely	82	Hispanic	13		
Very likely	14	Asian	4		
Somewhat Likely	4	<u>Gender</u>			
		Male	47		
		Female	53		